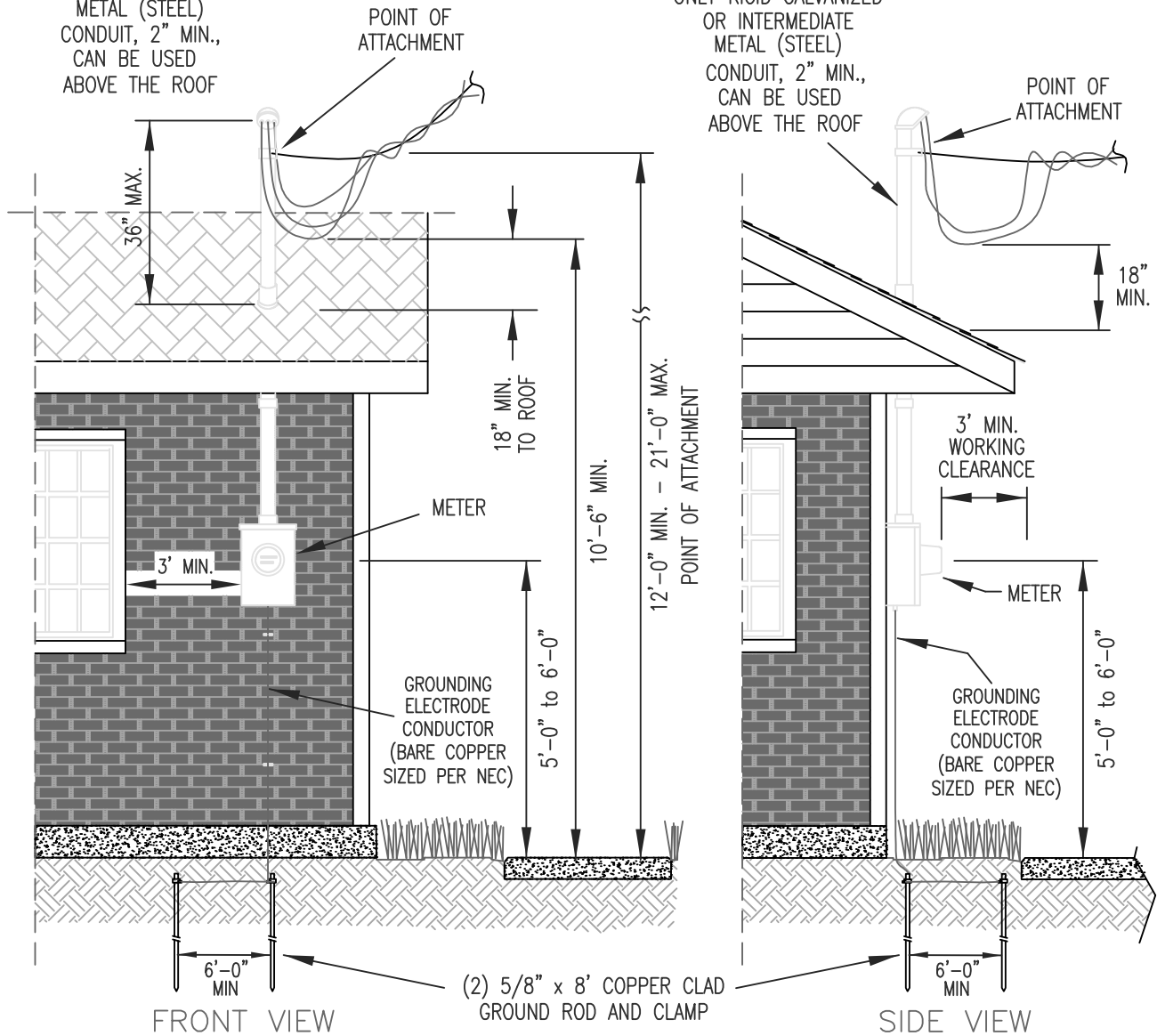


\* ONLY RIGID GALVANIZED OR INTERMEDIATE METAL (STEEL) CONDUIT, 2" MIN., CAN BE USED ABOVE THE ROOF

\* ONLY RIGID GALVANIZED OR INTERMEDIATE METAL (STEEL) CONDUIT, 2" MIN., CAN BE USED ABOVE THE ROOF



Minimum Conductor Sizes for Standard Service Ratings (Based on NEC Tables 310.15(B)(7), 310.15(B)(16) & 250.66)					
Copper, Aluminum or Copper-Clad Aluminum					
Service Rating (Amperes)	*Ungrounded Conductor (CU) Size	*Grounded (Neutral) Conductor (CU) Size	*Ungrounded Conductor (AL) Size	*Grounded (Neutral) Conductor (AL) Size	*Grounding Electrode & System Bonding Conductor (CU only) Size
100	4 AWG	6 AWG	12 AWG	4 AWG	6 AWG
200	2/0 AWG	1/0 AWG	4/0 AWG	2/0 AWG	4 AWG
320	350 kcmil	4/0 AWG	500 kcmil	350 AWG	1/0 AWG

\*Conductor sizes listed are the smaller sizes deemed to be acceptable per NEC Table 310.15(B)(7) for 120/240 Volt, 3-Wire, Single-Phase Dwellings. Other applications refer to NEC Table 310.15(B)(7).

This table is only a guide for some minimum conductor requirements and is not intended to be a comprehensive list of acceptable conductor sizes. The NEC should be reviewed to ensure compliance with all applicable requirements, including but not limited to conductor size, material and insulation type.

The Grounding Electrode Conductor and the System Bonding Conductor shall be Copper.

\* NOTE: CONDUIT IS TO BE SIZED AS PER NATIONAL ELECTRICAL CODE (NEC) LOCAL CODE AUTHORITIES MAY HAVE REQUIREMENTS IN ADDITION TO THOSE SHOWN.

OVERHEAD SERVICE TO RESIDENTIAL (ABOVE ROOF)

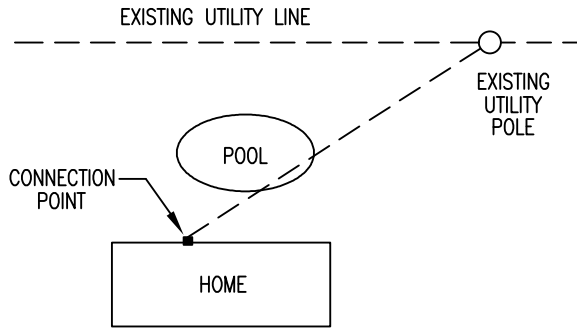
DIXIE ELECTRIC POWER ASSOCIATION  
LAUREL, MISSISSIPPI

file:  
MS30RESOHAR

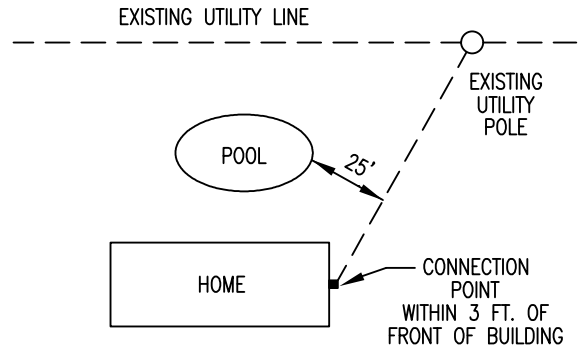
date:  
SEPT. 2015

Not to Scale

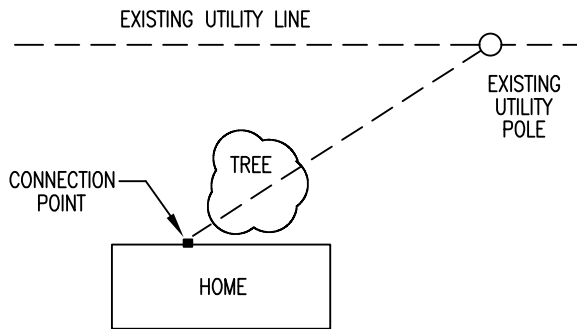
### INCORRECT CONNECTION POINT



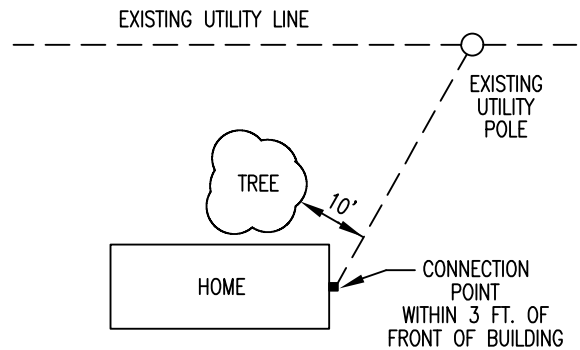
### CORRECT CONNECTION POINT



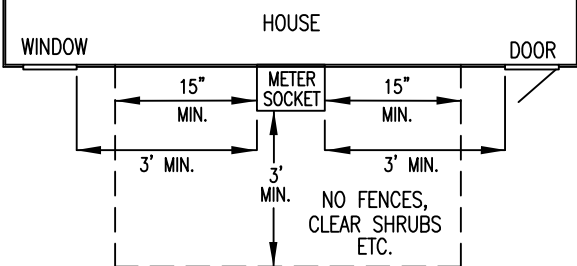
### INCORRECT CONNECTION POINT



### CORRECT CONNECTION POINT



### METER CLEARANCES



FOR RESIDENTIAL SERVICE, THE METER IS TO BE LOCATED ON THE OUTSIDE OF THE BUILDING ON THE SIDE OF THE RESIDENCE WITHIN THREE FEET OF THE FRONT WALL AND OUTSIDE OF THE FENCES ON THE SIDE MOST ECONOMICAL TO REACH THE UTILITY'S FACILITIES.

CAUTION:  
NO GAS METERS WITHIN 3' RADIUS OF METER ENCLOSURE.

LOCAL CODE AUTHORITIES MAY HAVE REQUIREMENTS IN ADDITION TO THOSE SHOWN.

NOTE: 15 FOOT BOUNDARY LINE TO NEAREST POWER LINE CONDUCTOR. THE ONLY LINES THAT MAY ENTER THIS ZONE IS THE SERVICE CABLE TO THE METER POLE.

NO ELECTRIC WIRES ARE PERMITTED TO CROSS OVER MOBILE HOME. MOBILE HOMES ARE NOT PERMITTED TO BE INSTALLED UNDER ELECTRIC LINES.

### CONNECTION POINT LOCATION FOR RESIDENTIAL OVERHEAD SERVICE

DIXIE ELECTRIC POWER ASSOCIATION  
LAUREL, MISSISSIPPI

file:  
MS30RESOHLOC

date:  
MAY 2013

Not to Scale