

Notes:

- Standard pole length is 25'. A 20' pole may be used, if pre-approved by the utility
- Conduit straps shall be installed per the NEC at no more than 12" from the weatherhead and meter socket, and at intervals not exceeding 30".
- If non-metallic conduit is used between the meter socket and main disconnect panel, a bonding conductor shall be installed per the NEC.
- A grounding electrode system as defined by the NEC must be used. A single ground rod may be allowable if a resistance to earth of 25 ohms or less can be achieved.
- Drawing and recommendations are intended to serve as guidance for compliance with code and utility requirements. The NEC and/or Local Code Authorities may have additional requirements to those shown. The more stringent requirement will take precedence for differences between authorities. The utility maintains the right of final approval for all installations.
- The System Bonding Conductor, commonly referred to 4th wire, is required for Mobile Homes and Campers.

STANDARD POLE RECOMMENDATIONS					
Pole Length	Pole Class	Diameter at Pole Butt	Diameter at Pole Tip	Diameter at Groundline	Burial Depth
20'	7	6.2"	4.8"	5.9"	4'-0"
25'	7	7.0"	4.8"	6.5"	5'-0"

Minimum Conductor Sizes for Standard Service Ratings (Based on NEC Tables 310.15(B)(7), 310.15(B)(16) & 250.66)			
Copper			
Service Rating (Amperes)	*Ungrounded Conductor (CU) Size	*Grounded (Neutral) Conductor (CU) Size	*Grounding Electrode & System Bonding Conductor (CU only) Size
100	4 AWG	6 AWG	6 AWG
200	2/0 AWG	1/0 AWG	4 AWG
320	350 kcmil	4/0 AWG	1/0 AWG
Aluminum or Copper-Clad Aluminum			
Service Rating (Amperes)	*Ungrounded Conductor (AL) Size	*Grounded (Neutral) Conductor (AL) Size	*Grounding Electrode & System Bonding Conductor (CU only) Size
100	2 AWG	4 AWG	6 AWG
200	4/0 AWG	2/0 AWG	4 AWG
320	500 kcmil	350 AWG	1/0 AWG
*Conductor sizes listed are the smaller sizes deemed to be acceptable per NEC Table 310.15(B)(7) for 120/240 Volt, 3-Wire, Single-Phase Dwellings. Other applications refer to NEC Table 310.15(B)(7)			
This table is only a guide for some minimum conductor requirements and is not intended to be a comprehensive list of acceptable conductor sizes. The NEC should be reviewed to ensure compliance with all applicable requirements, including but not limited to conductor size, material and insulation type.			
The Grounding Electrode Conductor and the System Bonding Conductor shall be Copper.			

LOCAL CODE AUTHORITIES MAY HAVE REQUIREMENTS IN ADDITION TO THOSE SHOWN.

RESIDENTIAL OVERHEAD SERVICE TO METER POLE

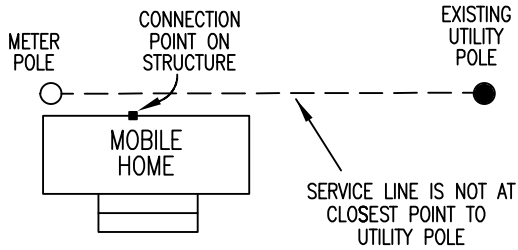
file: MS30MPOH

DIXIE ELECTRIC POWER ASSOCIATION
LAUREL, MISSISSIPPI

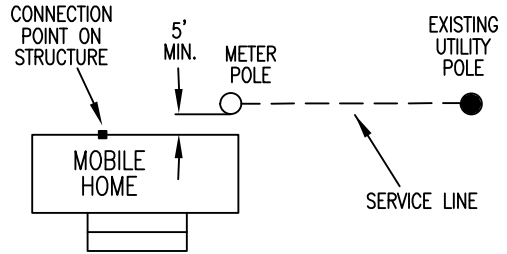
date: MAY 2013

Not to Scale

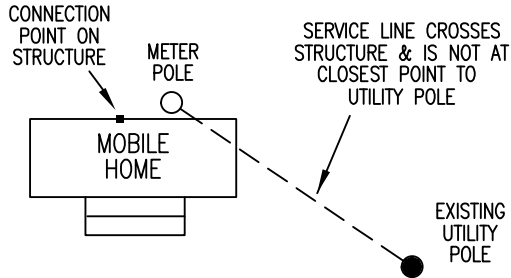
WRONG POSITION TO SET METER POLE



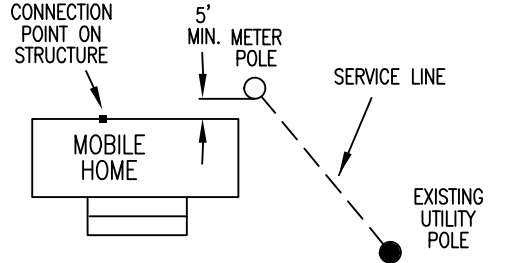
METER POLE SET CORRECTLY



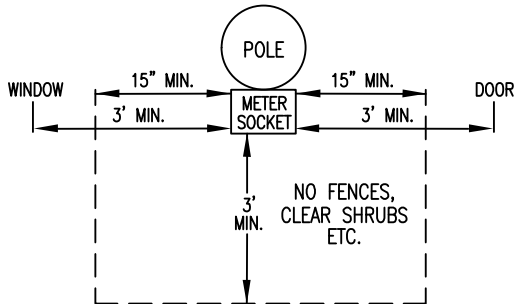
WRONG POSITION TO SET METER POLE



METER POLE SET CORRECTLY

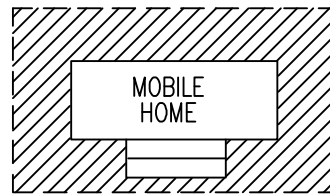


METER CLEARANCES



CAUTION:
NO GAS METERS WITHIN 3' RADIUS OF METER ENCLOSURE.

CLEARANCE FROM POWER LINES TO MOBILE HOME



15 FOOT BOUNDARY TO NEAREST ELECTRIC LINE.
THE ONLY LINES THAT MAY ENTER THIS ZONE IS THE SERVICE LINE TO THE METER POLE.
NO ELECTRIC LINES ARE PERMITTED TO CROSS OVER MOBILE HOME.

NOTE:
LOCAL CODE AUTHORITIES MAY HAVE REQUIREMENTS IN ADDITION TO THOSE SHOWN.

METER POLE LOCATION FOR OVERHEAD SERVICE

file:
MS30MPOHLOC

DIXIE ELECTRIC POWER ASSOCIATION
LAUREL, MISSISSIPPI

date:
MAY 2013

Not to Scale